



# DIVERSITY INSIGHTS

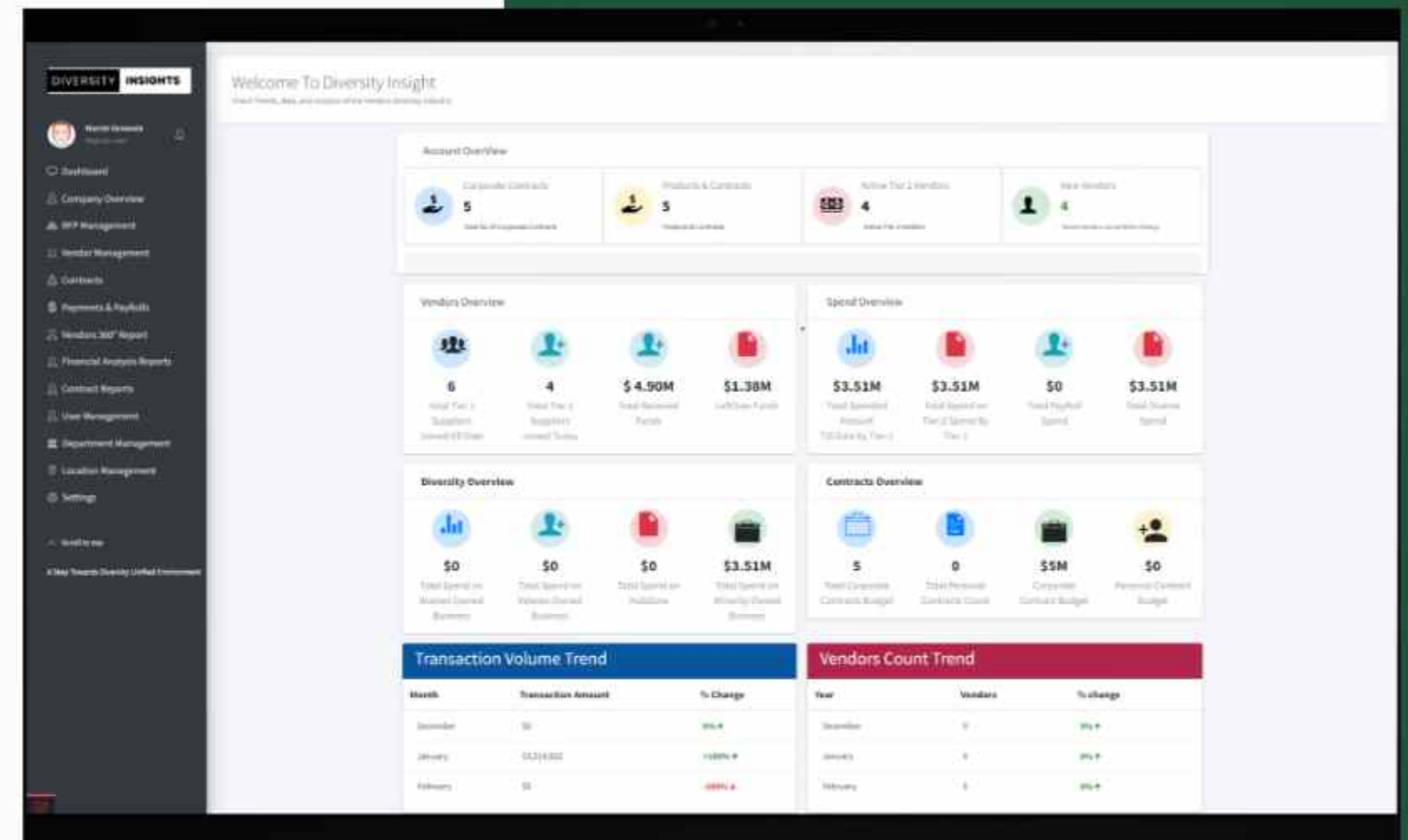
Effortlessly identify, track, and enhance  
Diversity Compliance for Tier 1 & Tier 2  
Vendors



[www.diversityinsights.co](http://www.diversityinsights.co)

# Table of Content

- Company Overview
- Platform Overview
  - Search functionalities
  - Vendor profile review
  - Platform capabilities
  - Reporting capabilities
- Pricing Overview
- Q & A



# COMPANY OVERVIEW

Tri-Force specializes in providing innovative and cost-effective IT staffing, systems support also other services like

- Software development (web and mobile apps)
- Systems integration
- Data analytics
- Systems automation
- Cybersecurity
- IT procurement (hardware and software)
- Cloud migration services
- servicing government agencies and commercial industry sectors.
- Tri-Force helps clients with challenges such as improving productivity, improving efficiencies with automation, or reducing costs.



## EXPERIENCE SUPPORTING PUBLIC SECTOR ENGAGEMENTS

### Extensive Experience with:

- City of Philadelphia
- New York City Department of Corrections
- NAVSUP
- Computer Aid

### Proven Track Record:

- Successful Engagements
- Tailored Solutions for Public Sector Challenges

### Dedicated Support:

- Understanding Public Sector Needs
- Delivering Effective Solutions
- Ensuring Compliance and Security



# Customer Service Options for direct support

We Provide Support Beyond Boundaries, Always Here, 24/7

- **Phone Support:** This involves calling a customer service number to speak directly with a representative.
- **Email Support:** Customers can send an email outlining their issue or question.
- **Self-Service Options:** These include FAQs, knowledge bases, troubleshooting guides



**FIRST LINE**

**+1 215-362-2611**



**OUR WEBSITE**

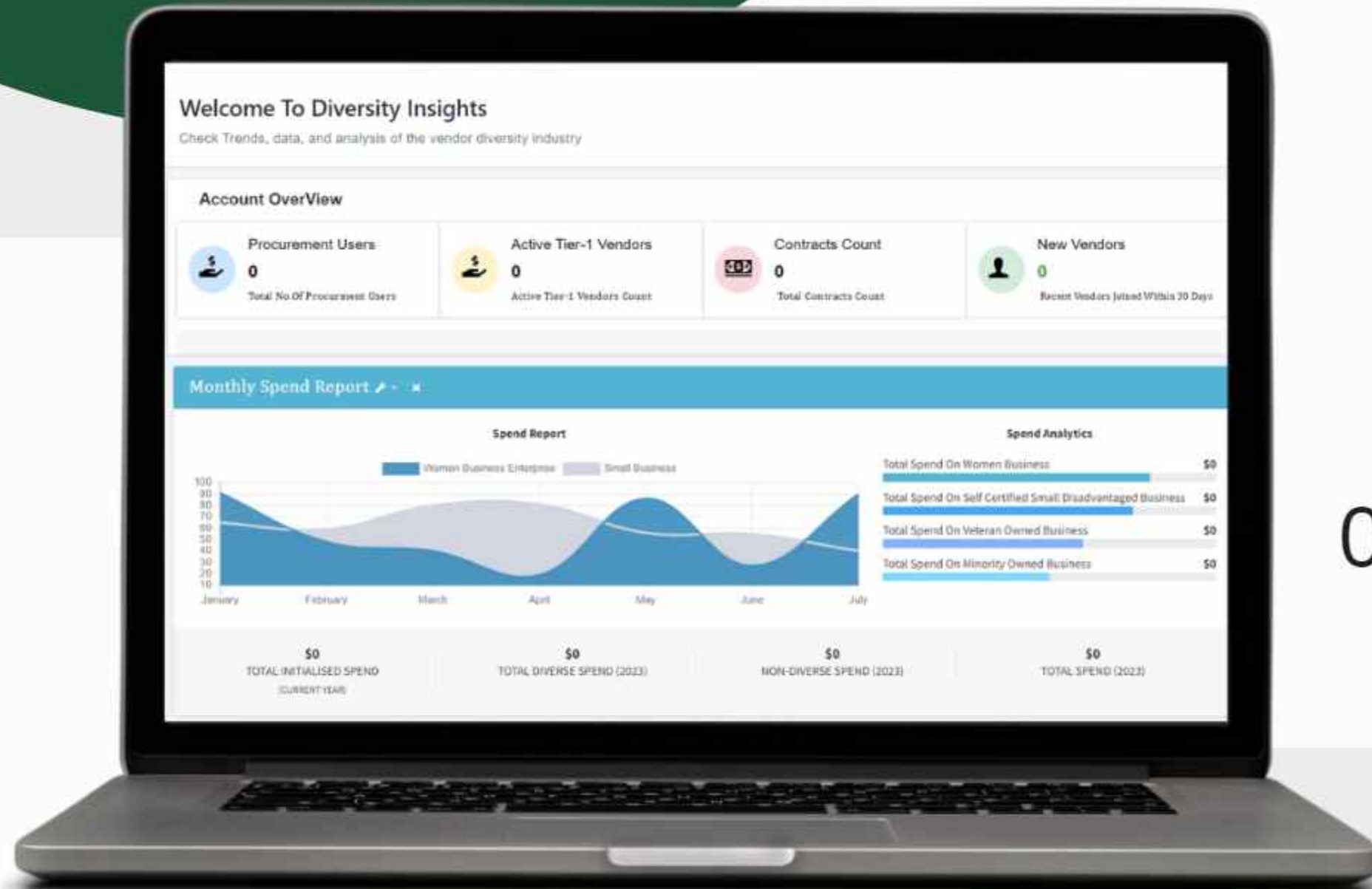
**[www.diversityinsights.co](http://www.diversityinsights.co)**



# Platform Capability

Supplier diversity refers to the inclusion of diverse suppliers in the procurement process.

Enhances innovation, promotes economic growth, and reflects social responsibility



01

Ability to allocate compliance goals for diversity spend and workforce usage

02

Reduce the time spent creating reports. Our studies on supplier diversity data enrichment are precise and produced in instantly rather than weeks.

03

Ability to import existing vendor information or manually search from certified MBEs directory and add to the system


04

Warnings and Alerts in the Event Of Supplier's Certifications Expire or non-compliance for spend or workforce engagements

# Our SaaS Solution - Contracts Management

## CONTRACTS MANAGEMENT

- **Centralized Repository** : All contracts stored in a centralized platform for easy access and management.
- **Version Control** : Track changes and maintain version control for contract modifications.
- **Automated Reminders** : Receive automated reminders for contract renewals and key milestones.
- **Document Security** : Robust security measures to ensure the confidentiality and integrity of contract documents.
- **Analytics Dashboard** : Visualize contract data for insights into vendor performance and compliance.



# Our SaaS Solution - Vendor Tier 1 Management

## VENDOR TIER 1 MANAGEMENT



### Comprehensive Vendor Profiles:

Detailed profiles for primary vendors, capturing key information.



### Performance Metrics:

Track vendor performance against predefined KPIs and benchmarks.



### Collaboration Tools:

Foster communication and collaboration with Tier 1 vendors for improved relationships.



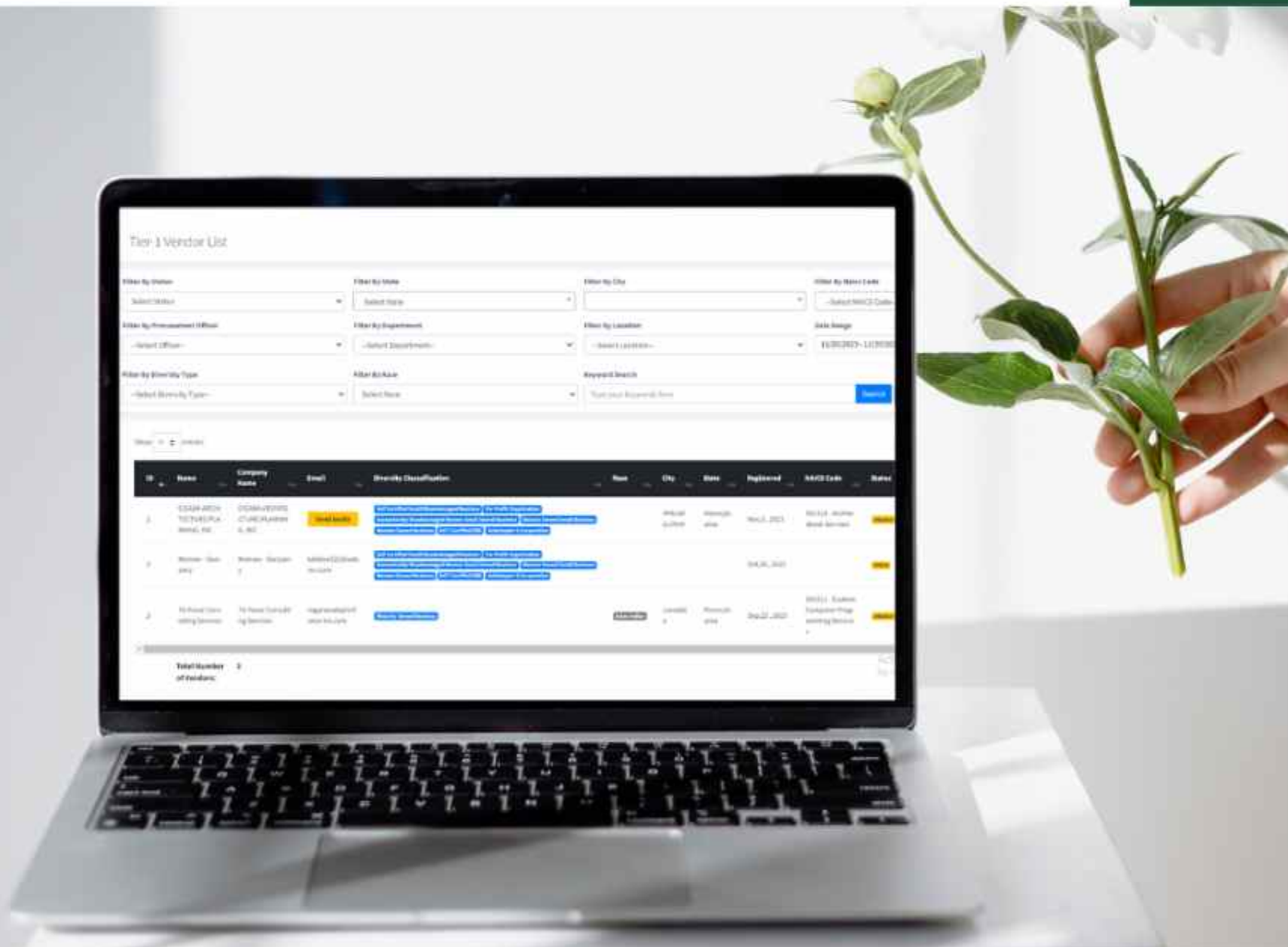
### Risk Assessment:

Implement risk assessment tools to identify and mitigate potential issues.



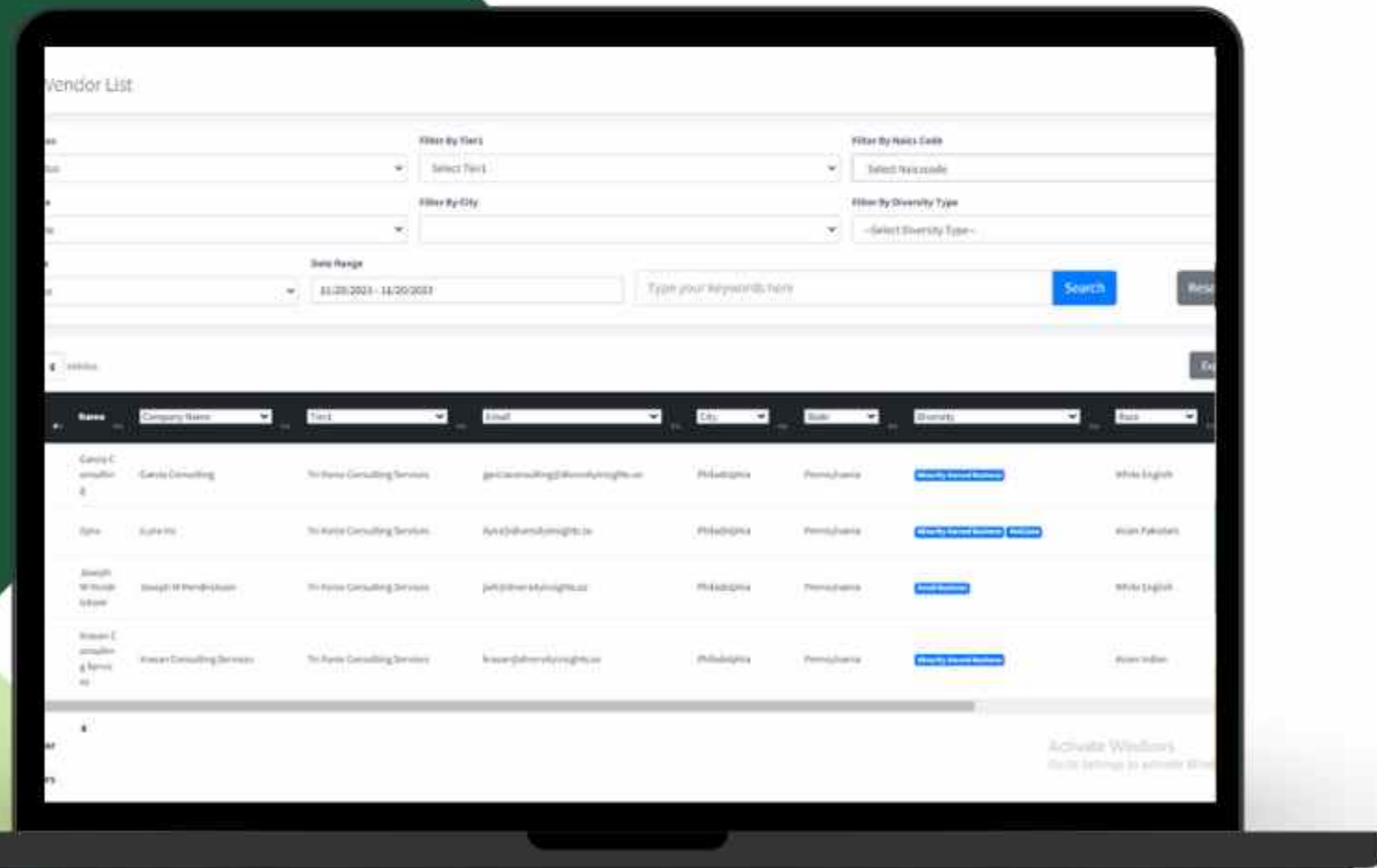
### Integration Capabilities:

Seamless integration with other modules for holistic supplier management.





# Our SaaS Solution - Vendor Tier 2 Management



## VENDOR TIER 2 MANAGEMENT



### Diverse Supplier Tracking

Identify and manage diverse suppliers within the secondary tier.



### Support for Diverse Categories

Categorize vendors based on diversity criteria (minority-owned, women-owned, etc.).



### Collaboration Opportunities

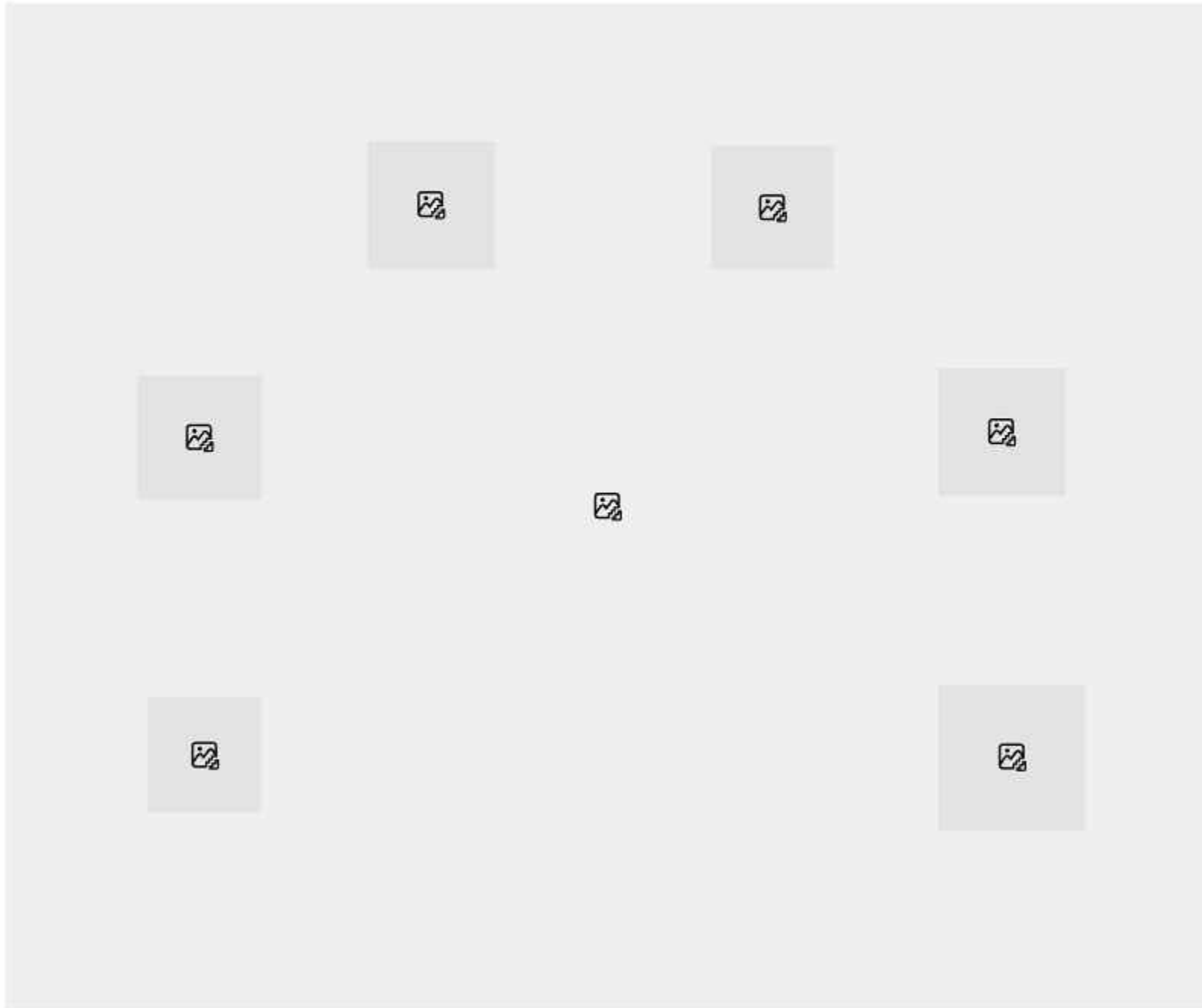
Facilitate collaboration between Tier 1 and Tier 2 vendors for enhanced diversity.



### Reporting Tools

Generate reports on Tier 2 diversity and its impact on overall supplier diversity initiatives.

# Our SaaS Solution - Procurement Management



## PROCUREMENT MANAGEMENT



### **Streamlined Procurement Workflow:**

Optimize the end-to-end procurement process for efficiency.



### **Vendor Evaluation Tools:**

Evaluate potential vendors based on predefined criteria.



### **Real-time Tracking:**

Monitor procurement status in real-time, from requisition to delivery.



### **Budget Integration:**

Integrate with budgeting tools to ensure financial compliance.



### **Audit Trail:**

Maintain a comprehensive audit trail for procurement activities.

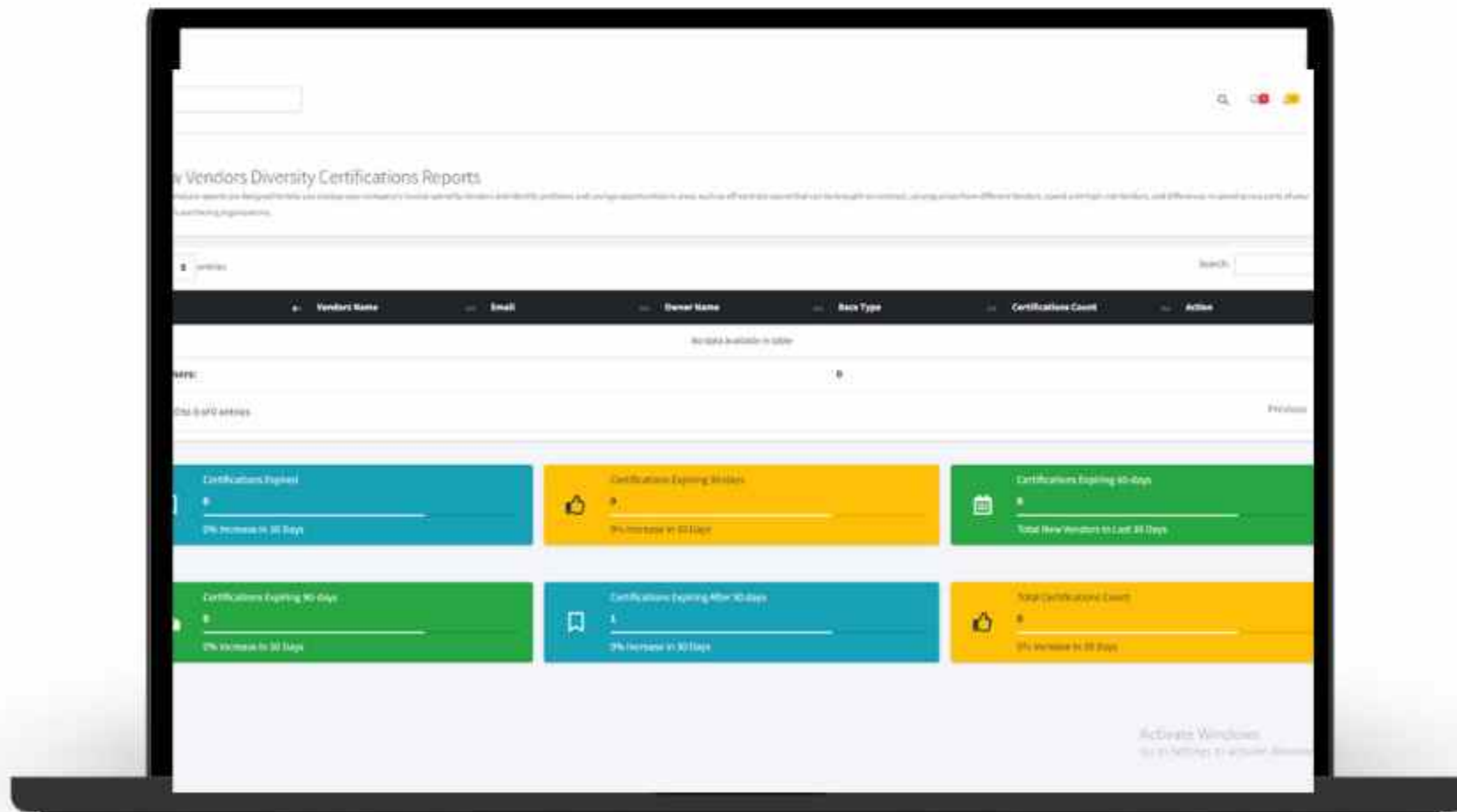
## EXPIRY NOTIFICATIONS:

Receive timely notifications for expiring certificates.



## Our SaaS Solution - Diversity Certificate Tracking and Notification

- Automated Certificate Tracking: Track and manage diversity certificates in real-time.
- Seamless Integration: Integrate with compliance tracking for a holistic diversity management approach.
- Compliance Reporting: Generate reports on the status of diversity certificates for audits.



REPORTS (LOCATION AND DEPARTMENTS)

# Our SaaS Solution - Reports (Location and Departments)



## Customizable Reporting:

Generate reports tailored to specific locations and departments.



## Visual Analytics:

Utilize graphs and charts for easy interpretation of data.



## Data Export:

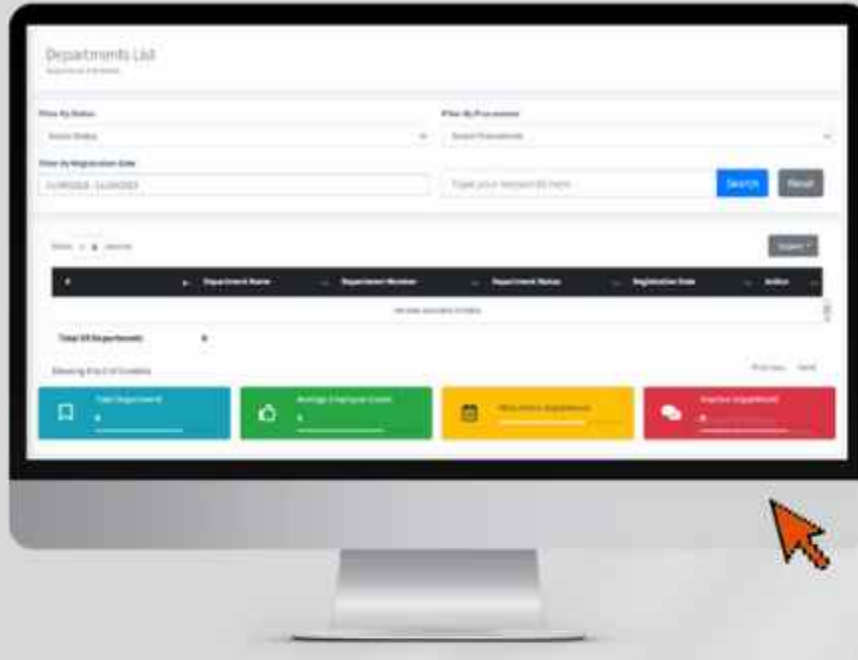
Export reports for further analysis or sharing with stakeholders.



## Drill-Down Capability:

Dive deeper into data by drilling down into specific regions or departments.

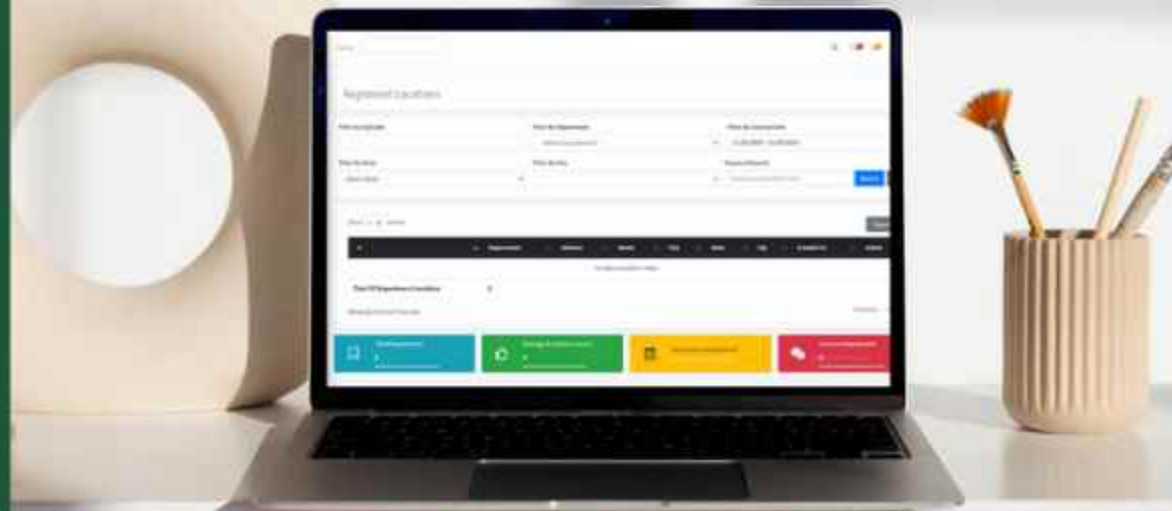
www.diversityinsights.co



Reports

REGISTERED LOCATIONS

www.diversityinsights.co



# Our SaaS Solution - RFP Opportunities



## Automated Opportunity Identification

Receive alerts for relevant RFP opportunities based on predefined criteria.



## Collaboration Hub

Facilitate communication and collaboration among internal teams during RFP processes.



## Document Repository

Centralized storage for all RFP-related documents and communications.



## Success Metrics

Track the success rate of RFP submissions for continuous improvement.

The image shows a laptop displaying a web form titled "RFP Registration". The form has a teal header with the text "Announce Your RFP / RFQ / Bids / Solicitation / Tenders as Guest for Free". Below the header, the form is organized into several sections with labels and input fields:

- Title:** A text input field.
- Proposal Submission:** A text input field.
- Budget:** A text input field.
- Work Performance:** A text input field.
- Reference URL:** A text input field with the placeholder "URL where you have announced your RFP".
- RFP Issue Date:** A date selection field with the format "dd-mm-yyyy" and a calendar icon.
- Header:** A text input field.
- Pre-proposal Conference Date:** A date selection field with the format "dd-mm-yyyy" and a calendar icon.
- R\_Budget:** A text input field.
- Question-Aanswer Deadline:** A date selection field with the format "dd-mm-yyyy" and a calendar icon.
- Eligibility:** A text input field.
- Expire Date:** A date selection field with the format "dd-mm-yyyy" and a calendar icon.
- The Location(State) where you are located:** A dropdown menu with the placeholder "Please select the location (State) where you are loca...".
- Classification Code:** A dropdown menu with the placeholder "Please Select Classification Code".
- RFP Category:** A dropdown menu with the placeholder "Please Select RFP Category".
- Bid Type:** A dropdown menu with the placeholder "Please Select Bid Category".
- Select Vendor:** A text input field.
- Scope:** A text input field.

# Our SaaS Solution - Diversity Compliance Tracking

## Diversity Compliance Tracking

Ensure adherence to diversity regulations and guidelines.

**Regulatory Compliance**

Continuous monitoring and tracking of diversity metrics.

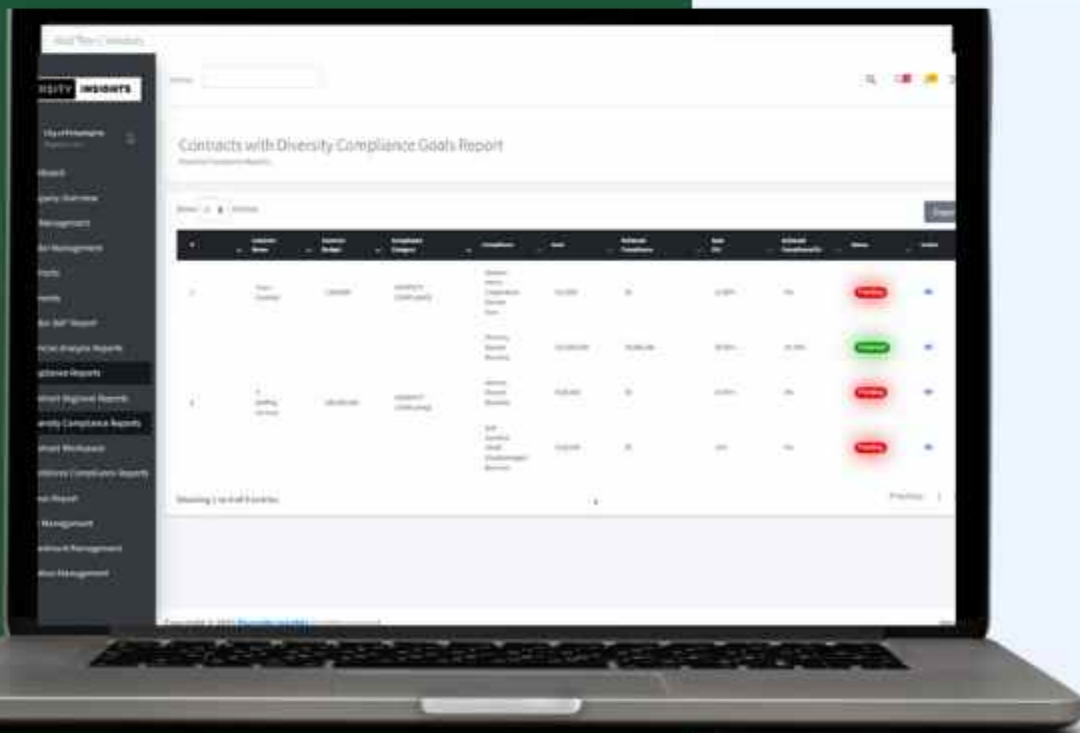
**Automated Monitoring**

**Alerts and Notifications**

Receive alerts for potential compliance issues or expiring certifications.

**Reporting for Audits**

Generate detailed reports for audits and regulatory submissions.



800K DATABASE OF DIVERSE SUPPLIERS

# Our SaaS Solution - 800K Database of Diverse Suppliers

- **Extensive Supplier Network:**

Access a diverse and extensive network of over 800K suppliers.

- **Search and Filter Capabilities:**

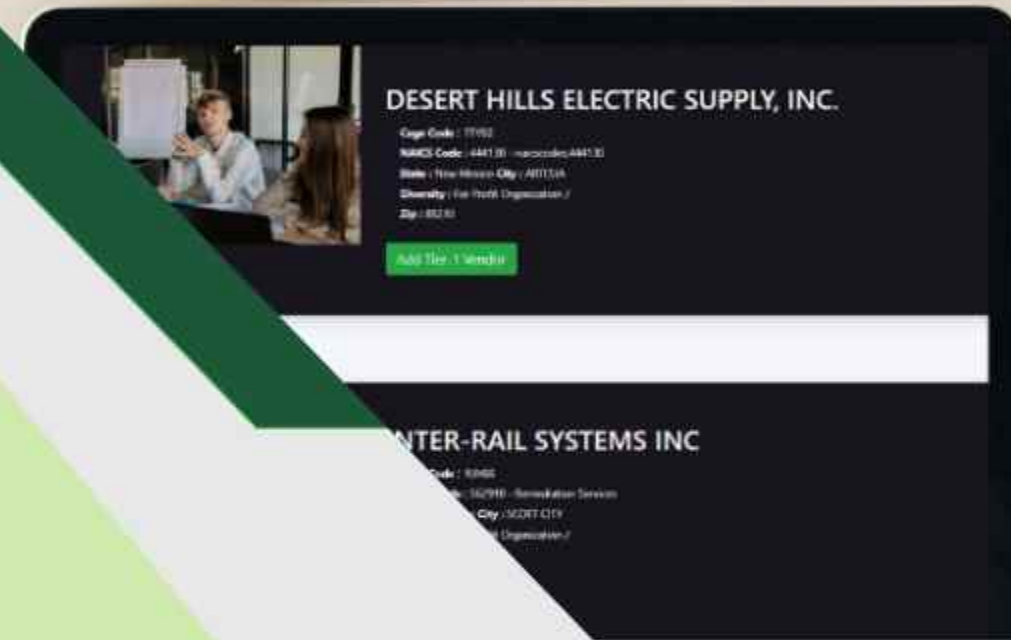
Efficiently search and filter suppliers based on various criteria.

- **Supplier Ratings and Reviews:**

Gain insights into supplier performance through ratings and reviews.

- **Collaboration Opportunities:**

Connect with potential suppliers for collaboration and partnerships.





# Our SaaS Solution - 20k Database of OEO Directory

20K DATABASE OF OEO DIRECTORY



## Office of Economic Opportunity Directory

Access a directory of 20,000 businesses certified by the OEO.



## Certification Details

View detailed information on OEO-certified businesses.



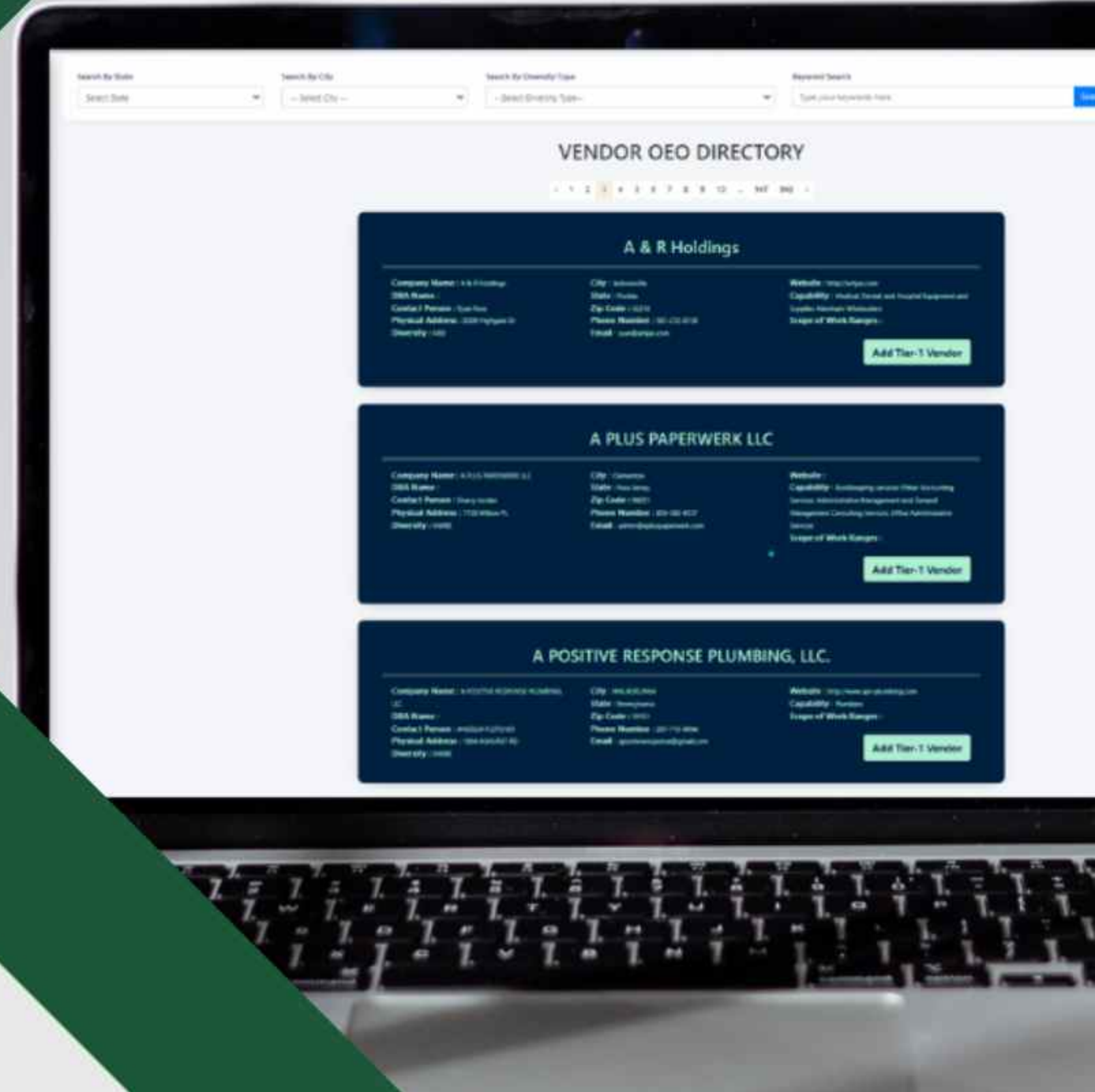
## Facilitate Local Partnerships

Identify and partner with OEO-certified businesses for projects.



## Compliance Assurance

Ensure compliance with OEO requirements through the directory.





Search functionalities

# Enhanced Search Functionalities for Effective Supplier Engagement

The search functionalities in our supplier diversity program enable users to efficiently identify diverse suppliers based on certifications, location, industry, capacity, performance metrics, past contracts, keyword search, and advanced filters.

SEARCH

### Diverse Vendors Database

The most comprehensive, accurate, and up-to-date database of certified diverse Vendors

<b>Search By Zip Code</b> <input type="text"/>	<b>Search By State</b> Colorado	<b>Search By City</b> Aguilar
<b>Search By Cage Code</b> <input type="text"/>	<b>Search By Status</b> Active	<b>Search By NAICS Code</b> 11-Agriculture, Forestry, Fishing and Hunting
<b>Search By Diversity Type</b> Woman Owned Business	<b>Search By Entity Structure</b> Sole Proprietorship	<b>Keyword Search</b> Type your keywords here <input type="button" value="Search"/> <input type="button" value="Reset"/>

### Transactions List

<b>Filter By Status</b> Select Status	<b>Filter By Tier-1 Vendor</b> Select Tier-1 Vendor	<b>Amount Range</b> Minimum Amount <input type="text"/> maximum Amount <input type="text"/>	<b>Filter By Contract</b> Select Contract
<b>Filter By Diversity Type</b> --Select Diversity Type--	<b>Filter By Transaction Date</b> <input type="text"/> <input type="text"/>		Type your keywords here <input type="button" value="Search"/> <input type="button" value="Reset"/>

### Search RFP

<b>RFP Categories</b> Professional Services	<b>State</b> Alabama	<b>Project Type</b> Sole Source (SS)
<b>Response Format</b> Contact Buyer	<b>Target Audience</b> Business Professionals	<b>Posted Date</b> 05-03-2024
<b>Expiration Date</b> 06-03-2024	<b>Project Status</b> Open	<b>Bid Type</b> Open Bid

Adhoc Search functionalities

# Enhanced Search Functionalities Adhoc Reporting

For ad hoc searches, our supplier diversity program offers flexible and dynamic search functionalities, empowering users to quickly locate diverse suppliers based on real-time needs and specific criteria, ensuring agility and responsiveness in supplier engagement.

SEARCH

**Diversity & Race Filters**

Diversity Type: [Dropdown]

Race Type: [Select Ethnicities]

Apply Filters

**Reports Filters**

**Report Type Filters**

- Vendors Analysis
- Spend Analysis Report
- Vendor Certification Report

**Spend Analysis Filter**

- Total Spend
- Percentage Of Total Spend
- Spend By Category

**Contract Overview Filters**

- Contracts Overview
- Contracts Spend Analysis
- Contracts Graphical Insights

Apply Filters

Reset Tier1 Ad-hoc Console Generate Report Save As Template

**Transactional Report Filters**

Transaction Type: [Select Transaction Type]

Transaction Date: [dd-mm-yyyy]

Transaction Amount Range: [Slider]

Apply Filters

**Contract And Compliance Report Filters**

Contract Type: [--Select Contract Type--]

Covered Diversity Compliance: [Dropdown]

Covered WorkForce Compliance: [Dropdown]

Diversity Compliance: [Compliant]

Workforce Compliance: [Compliant]

Race Compliance: [Compliant]

Diversity Certification: [Required]

Diversity Certification Type: [Dropdown]

Contract Value Range: [Slider]

Apply Filters

**Location Filter**

State: [Select State]

City: [Dropdown]

Zip: [Enter ZipCode]

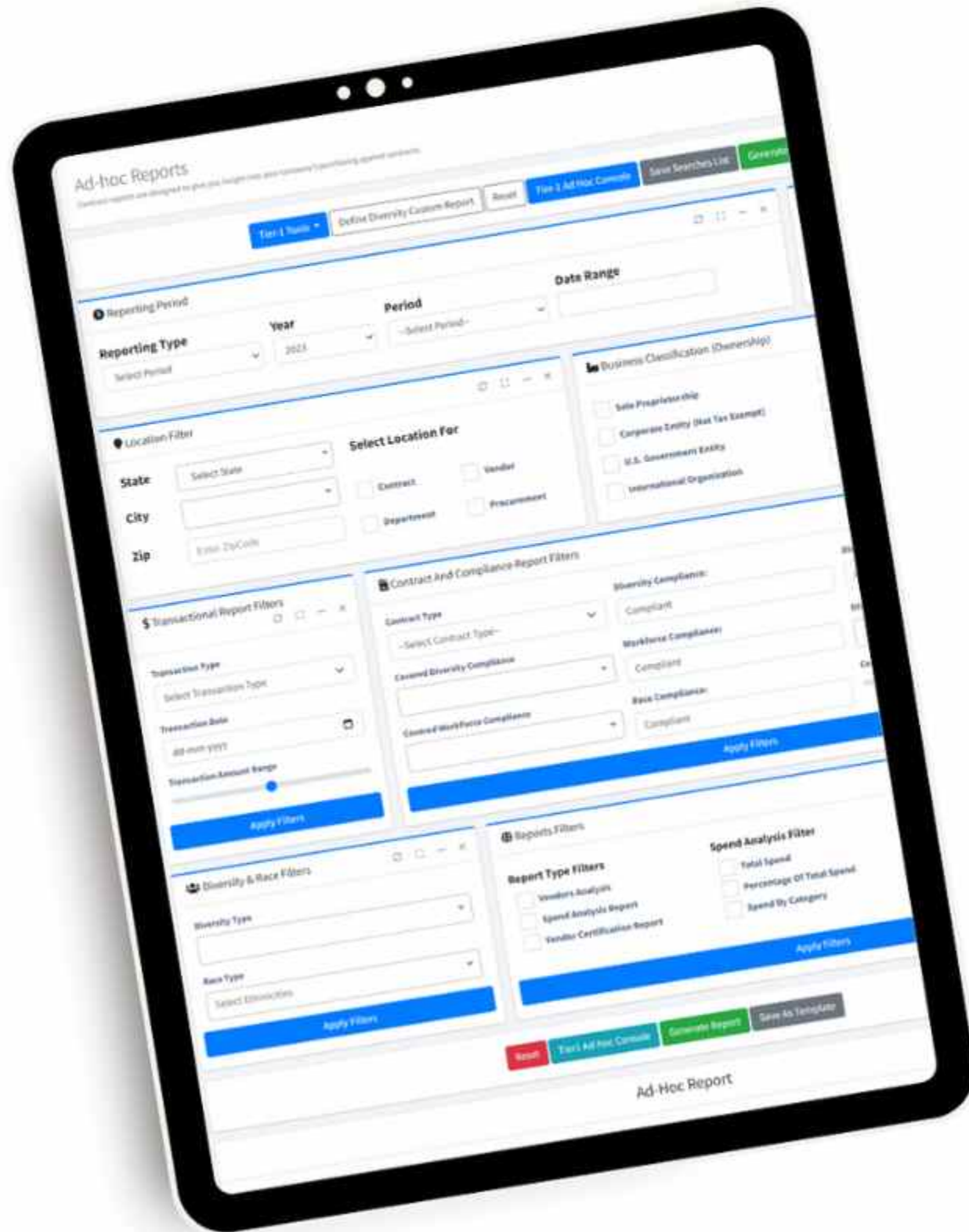
Select Location For

- Contract
- Vendor
- Department
- Procurement

**Business Classification (Ownership)**

- Sole Proprietorship
- Partnership or Limited Liability Partnership
- Corporate Entity (Not Tax Exempt)
- Corporate Entity (TaxExempt)
- U.S. Government Entity
- Country - Foreign Government
- International Organization
- Other

# Our SaaS Solution - Ad Hoc Reporting



## Ad Hoc Reporting

- Custom Report Creation: Empower users to create ad hoc reports tailored to specific needs.
- Real-time Data Access: Access up-to-date information for on-the-fly reporting.
- User-Friendly Interface: Intuitive tools for non-technical users to generate reports.
- Cross-Module Integration: Pull data from various modules for comprehensive reporting.

# VENDOR PROFILE REVIEW

Our detailed profile reviews offer in-depth assessments of supplier profiles, providing valuable insights into their certifications, capabilities, performance metrics, and diversity attributes. These reviews empower procurement teams to make informed decisions, ensuring alignment with supplier diversity goals and regulatory requirements.

## KEY BENEFITS

- 1 Our detailed profile reviews equip procurement teams with comprehensive information about suppliers, enabling them to make well-informed decisions that align with organizational goals and values.
- 2 By thoroughly assessing supplier certifications, capabilities, and performance metrics, organizations can identify and mitigate risks associated with supplier selection, ensuring reliability and compliance.

The screenshot displays a vendor profile for San Diego Sign Company, Inc. The header features the company name and a circular logo with a building icon. Below the header, three key metrics are highlighted: 'TOTAL OF EMPLOYEES', 'CAGECODE 54QN9', and 'LEGAL STRUCTURE'. A navigation bar includes tabs for 'Company', 'Business Details', 'Company Address', 'Personal Contacts', and 'Diversity'. The main content area is a table with the following data:

Legal Company Name	SAN DIEGO SIGN COMPANY, INC.
Email	
Cagecode	54QN9
Doing Business As(DBA)	WHOLESALE DISPLAYS
Country of Origin	USA
Legal Structure	Not Available A website
Website	<a href="http://www.sdsign.com">http://www.sdsign.com</a>

# CONTRACT WITH WORKFORCE COMPLIANCE GOALS REPORTS

Our SaaS platform provides comprehensive analytics on workforce compliance, allowing stakeholders to assess the achievement of compliance goals at a higher level. Through detailed reports, users can track and evaluate the extent to which contractual workforce compliance objectives are met, offering insights to drive strategic decision-making and ensure alignment with diversity and inclusion initiatives

- 1 Our SaaS platform delivers actionable insights into workforce diversity and inclusion metrics, enabling informed decision-making to optimize contract performance.
- 2 Monitor and ensure compliance with regulatory requirements
- 3 Utilize data-driven analytics to assess workforce compliance goals

Home

Contracts with WorkForce Compliance Goals Report  
WorkForce Compliance Reports.

Show 10 entries Export

#	Contract Name	Contract Budget	Compliance Category	Compliance	Goal(hrs)	ZipCode	Achieved Compliance(hrs)	Amount	Status	Action
1	Digital Marketing and SEO Consulting Services	\$5,000,000	FORCE COMPLIANCE	Asian Indian	500hrs	19019	450hrs	\$1,000,000	In Progress	<a href="#">View</a>
2	Advanced Business Strategy Consulting Services	\$3,000,000	FORCE COMPLIANCE	White English	440hrs	19019	400hrs	\$450,000	In Progress	<a href="#">View</a>
3	IT Staffing Services	\$20,000,000	FORCE COMPLIANCE	Black African American	2000hrs	19101	2150hrs	\$132,200	Completed	<a href="#">View</a>

Showing 1 to 3 of 3 entries Previous 1 Next

# CONTRACT REGIONAL REPORTS

Within our supplier diversity program, Contract Regional Reports offer invaluable insights into the geographical distribution and impact of contracted suppliers. These reports provide a detailed analysis of supplier diversity across different regions, facilitating informed decision-making and strategic planning

## KEY BENEFITS:

- 1 Utilize insights from regional trends and performance metrics to refine supplier engagement strategies, ensuring efficient allocation of resources and maximized impact.
- 2 by aligning with regional diversity goals, contribute to the growth of local economies through increased opportunities for diverse suppliers and businesses
- 3 Gain visibility into regional supplier diversity initiatives to identify areas for growth

The screenshot displays a web interface for a 'Contract Regional Report'. At the top, there is a search bar and navigation icons. Below the title 'Contract Regional Report', a brief description explains that these reports help analyze invoice spend by vendors to identify problems and savings opportunities. The main section is titled 'Diversity Spend' and features a table with columns for ID, State, Total Number Of Contracts, Spended Amount, and Action. The table lists data for Pennsylvania, Alabama, Alaska, Washington, DC, and Arizona, along with a summary row for 'Total States: 51', 'Total Contract: 3', and 'Total Spend: \$29,561,126'. A pagination bar at the bottom indicates 'Showing 1 to 5 of 51 entries' and includes navigation links for 'Previous', '1', '2', '3', '4', '5', '...', '11', and 'Next'. An 'Export' button is also visible in the top right corner of the table area.

ID	State	Total Number Of Contracts	Spended Amount	Action
39	Pennsylvania	1	\$29,561,126	
1	Alabama	0	\$0	
2	Alaska	0	\$0	
3	Washington, DC	0	\$0	
4	Arizona	0	\$0	
<b>Total States: 51</b>		<b>Total Contract: 3</b>	<b>Total Spend: \$29,561,126</b>	

# CATEGORY CONTRACT WISE REPORTS

Our supplier diversity program offers Contract Category Reports to provide in-depth analysis and understanding of contracted suppliers across various product and service categories. These reports empower stakeholders to assess supplier diversity within specific procurement areas, enabling strategic decision-making and resource allocation

## KEY BENEFITS:

- 1 Tailored Lists:** Get customized contract lists by category.
- 2 Diversity Metrics:** Access comprehensive diversity data for informed decisions.
- 3 Streamlined Decision-Making:** Enhance procurement efficiency with detailed insights.

The screenshot displays a web application interface for a Contract Category Report. At the top, there is a navigation bar with a 'Home' link and a search icon. Below the navigation bar, the title 'Contract Category Report' is followed by a brief description: 'Vendor analysis reports are designed to help you analyze your company's invoice spend by Vendors and identify problems and savings opportunities in areas such as off-contract spend that can be brought on contract, varying prices from different Vendors, spend with high-risk Vendors, and differences in spend across parts of your company's purchasing organizations.'

A dropdown menu is open, showing the following options: '---Select Contract Category---', 'Firm Fixed Price (FFP)', 'Cost Reimbursement Contracts', 'Cost Contracts', 'Cost Plus Fixed Fee Contracts', 'Time and Materials Contracts', 'Labor Hour Contracts', and 'Indefinite-Delivery, Indefinite-Quantity'. Below the dropdown, there are fields for 'Local WorkForce: 0', 'P.O. Number: PO-DNA702034000', and 'Solic. Number: AT0224-DM-1331'.

The main content area features a table with the following columns: 'Location', 'Number Of', 'Vendors Appointed', 'Status', and 'Action'. The table contains one entry with the following data: 'State: Texas', 'City: Austin', 'Diversity: 1', 'Race: 1', and 'Status: Active'. An 'Export' button is visible in the top right corner of the table area.

At the bottom of the table, it says 'Showing 1 to 1 of 1 entries' and includes 'Previous' and 'Next' navigation links.

# UNLOCKING INSIGHTS WITH TIER-1 SPEND REPORTS

Our supplier diversity program provides Tier-1 Spend Reports, offering insights into direct spending with diverse suppliers. These reports empower organizations to track and analyze procurement from diverse Tier-1 suppliers, enhancing transparency and accountability.

## KEY FEATURES:

- 1 Strategic Spending:** Optimize spending with diverse suppliers using Tier-1 Spend Reports.
- 2 Supplier Relationships:** Foster strong supplier relationships with actionable insights.
- 3 Community Impact:** Drive economic empowerment in diverse communities through informed spending.

Tier-1 Spend Reports  
Track Record Of Everything

Filter By Status: Select Status  
Filter By Tier-1 Vendor: Select Tier-1 Vendor  
Amount Range: Minimum Amount, maximum Amount  
Filter By Contract: Select Contract  
Filter By Diversity Type: --Select Diversity Type--  
Filter By Transaction Date: [ ] [ ]  
Type your keywords here [Search] [Reset]

Show 5 entries [Export]

SIO Vendors Name	Amount Spend
TRI FORCE CONSULTING SERVICES	\$29,561,147
BRIDGEPOINT SOFTWARE, INC.	\$0
CICADA ARCHITECTURE/PLANNING, INC.	\$0
HEALTHPATH MEDICAL PRODUCTS, INC.	\$0
NEXTGEN ROBOTICS, INC.	\$0
<b>Total Vendors:6</b>	<b>Total:\$29.6M</b>

Previous 1 2 Next

Check Spend Analytics  
Gain Insight into the Workforce Diversity of Your Vendors  
Read More →



# DIVERSITY COMPLIANCE GOAL REPORT

Our Contract Category Reports provide targeted insights into procurement activities, offering customized contract lists enriched with vital details.

Delve into location data, diversity metrics, and Tier-1 vendor information to optimize decision-making for efficient and diverse procurement processes.

Home:

Contracts with Diversity Compliance Goals Report  
Diversity Compliance Reports.

Show 5 entries Export

#	Contract Name	Contract Budget	Compliance Category	Compliance	Goal	Achieved Compliance	Goal (%)	Achieved Compliance(%)	Status	Action
1	Digital Marketing and SEO Consulting Services	\$3,000,000	DIVERSITY COMPLIANCE	HubZone	\$2,500,000	50	50%	0%	Not Started	<a href="#">View</a>
2	Advanced Business Strategy Consulting Services	\$3,000,000	DIVERSITY COMPLIANCE	Minority Owned Business	\$1,500,000	50	50.00%	0%	Not Started	<a href="#">View</a>
3	IT Staffing Services	\$20,000,000	DIVERSITY COMPLIANCE	Minority Owned Business	\$2,000,000	\$5,948,448	10%	29.74%	Completed	<a href="#">View</a>

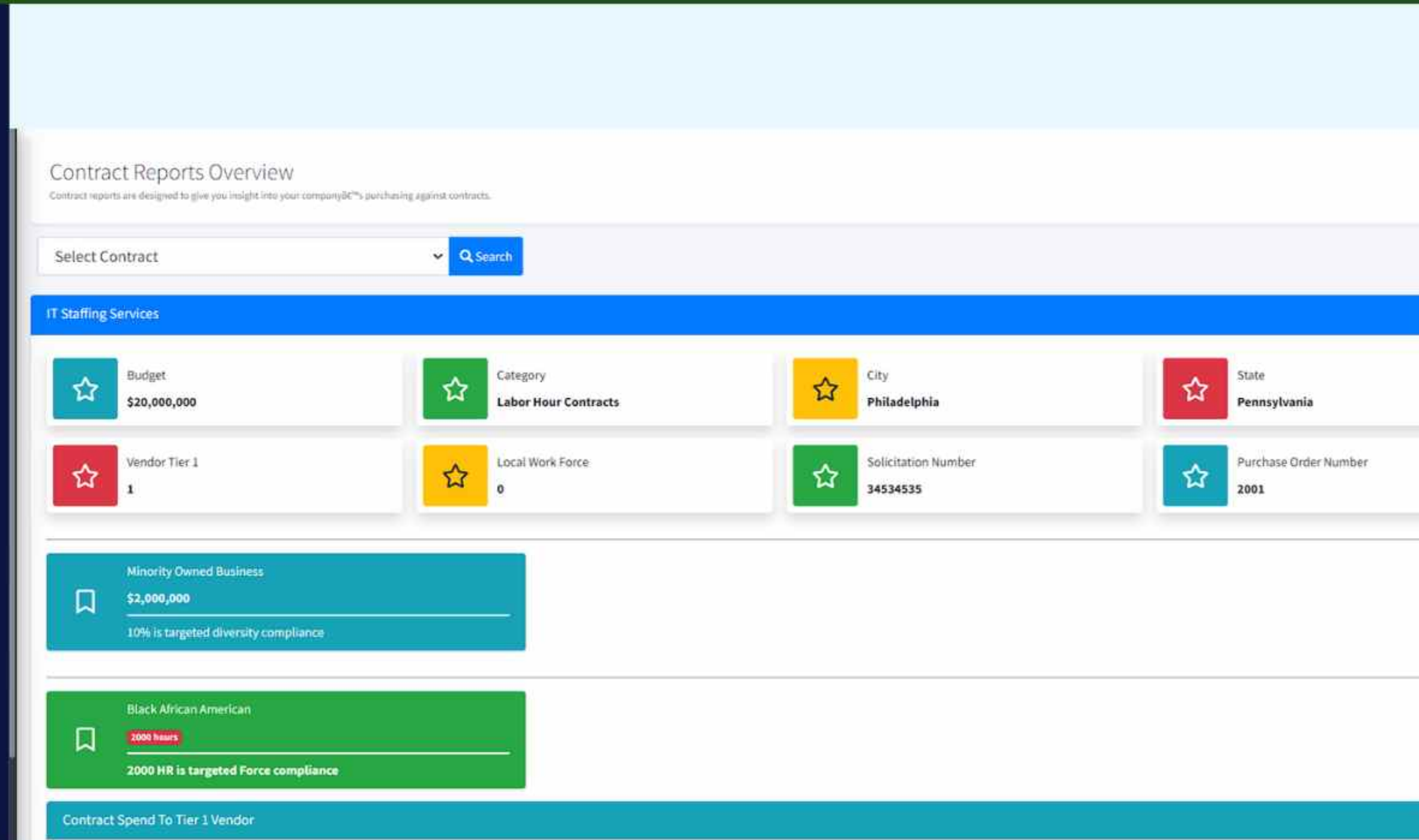
Showing 1 to 3 of 3 entries Previous 1 Next

# CONTRACT DETAILED REPORTS

This overview provides a snapshot of our contracts report, offering key insights into contract performance, diversity metrics, and compliance status. Dive into detailed analyses to track contract milestones, supplier diversity initiatives, and regulatory adherence, empowering informed decision-making and strategic planning.

## KEY BENEFITS

- 1 Our contract management system facilitates the establishment of clear and measurable diversity goals, enabling organizations to set targets for supplier diversity, workforce diversity, and race compliance effortlessly
- 2 gain a comprehensive view of their diversity initiatives, ensuring alignment with regulatory requirements and fostering a culture of inclusivity
- 3 Identify areas of improvement, and drive continuous progress towards achieving supplier diversity and inclusion objectives



# DIVERSE SPEND DETAILED REPORTS

Our diversity spend detailed reports offer comprehensive insights into spending patterns and allocations across diverse suppliers. These reports provide granular data on expenditures with minority-owned, women-owned, veteran-owned, and other diverse businesses, enabling organizations to track and analyze their supplier diversity efforts with precision

## KEY BENEFITS

- 1 These reports facilitate the assessment of performance against diversity goals, allowing organizations to measure progress accurately and make informed decisions to drive continuous improvement
- 2 By leveraging the data provided in these reports, organizations can drive impactful outcomes for supplier diversity and inclusion initiatives, fostering a more diverse and inclusive supplier base that reflects their values and commitment to social responsibility

### Diversity Spend Details Report

Vendors analysis reports are designed to help you analyze your company's invoice spend by Vendors and identify problems and savings opportunities in areas such as off-contract spend that can be brought on contract, varying prices from different Vendors, spend with high-risk Vendors, and differences in spend across parts of your company's purchasing organizations.

**Total Contract**

Click Here To Check Contract Of Minority Owned Business Category

**InActive Contractor**

Click Here To Check InActive Tier 1 Of Minority Owned Business Category

**Total Vendors**

Click Here To Check Tier 1 Of Minority Owned Business Category

**Regional Bifurcation**

Click Here To Check Regional Bifurcation Of Minority Owned Business Category

**Approved Spend**

Click Here To Check Approved Spend Of Minority Owned Business Category

**Rejected Spend**

Click Here To Check Rejected Spend Of Minority Owned Business Category

**All Transaction**

Click Here To Check All Transactions Of Minority Owned Business Category

**Spend Today**

Click Here To Check Today's Spend Of Minority Owned Business Category

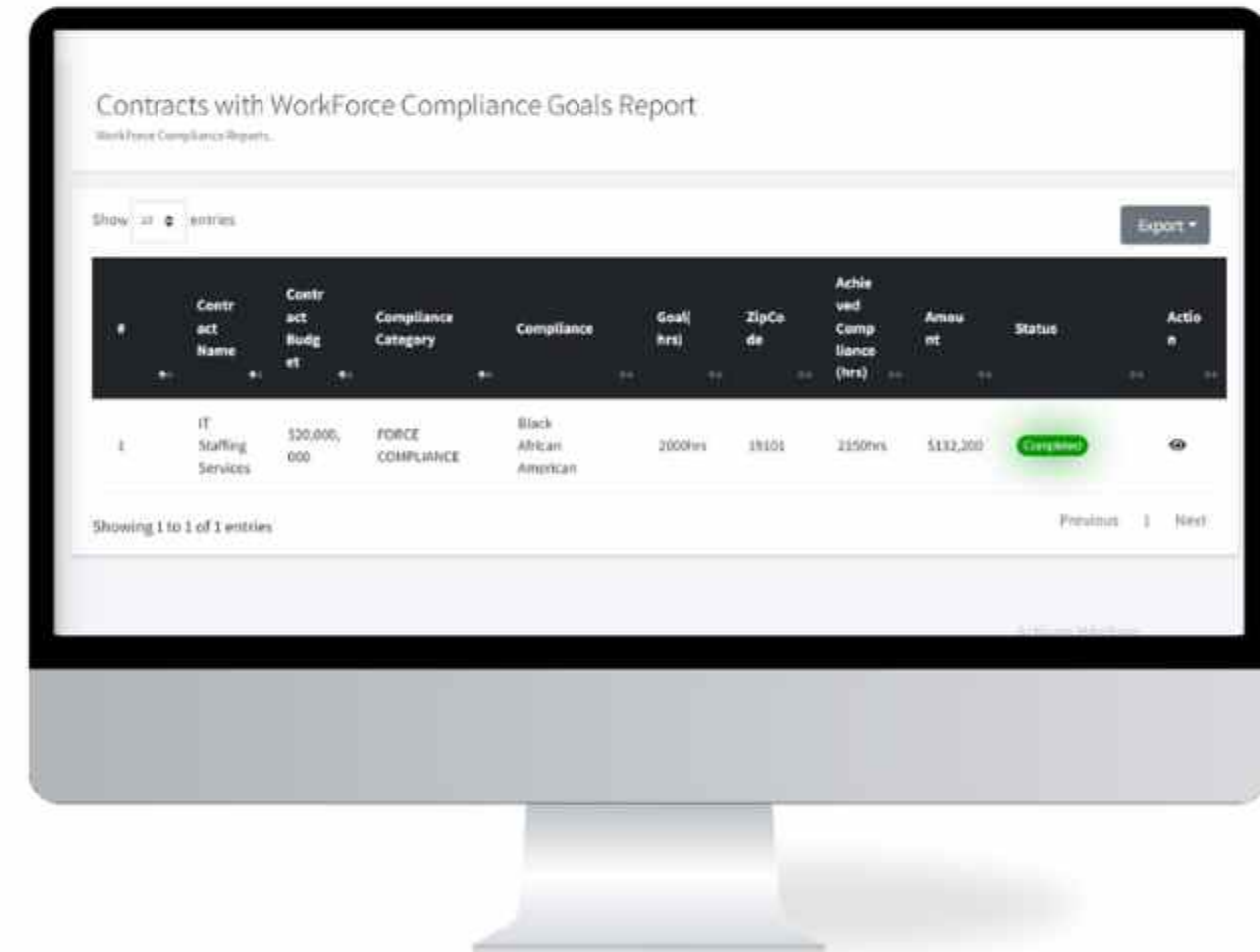
#### All Transaction of Minority Owned Business Category

RECEIVER NAME	TRANSACTION DATE	AMOUNT	RECEIVER ACCOUNT NUMBER	RECEIVER BANK NAME	STATUS
Casandro96	Jun 26, 2024	\$1,694	57	Alize Murazik	Received
Tri Force Consulting Services	Jan 2, 2024	\$1,500	137197131588	American Express National Bank	Received
Tri Force Consulting Services	Apr 16, 2024	\$2,000	137197131588	American Express National Bank	Received
Tri Force Consulting Services	Jan 1, 2024	\$450,000	137197131588	American Express National Bank	Received
Tri Force Consulting Services	Jan 5, 2024	\$380,000	137197131588	American Express National Bank	Received
Tri Force Consulting Services	Jan 7, 2024	\$520,000	137197131588	American Express National Bank	Received
Tri Force Consulting Services	Jan 11, 2024	\$270,000	137197131588	American Express National Bank	Received
Tri Force Consulting Services	Jan 15, 2024	\$410,000	137197131588	American Express National Bank	Received
Tri Force Consulting Services	Jan 17, 2024	\$340,000	137197131588	American Express National Bank	Received
Tri Force Consulting Services	Jan 25, 2024	\$290,000	137197131588	American Express National Bank	Received

## WORKFORCE COMPLIANCE TRACKING

# Our SaaS Solution - Workforce Compliance Tracking

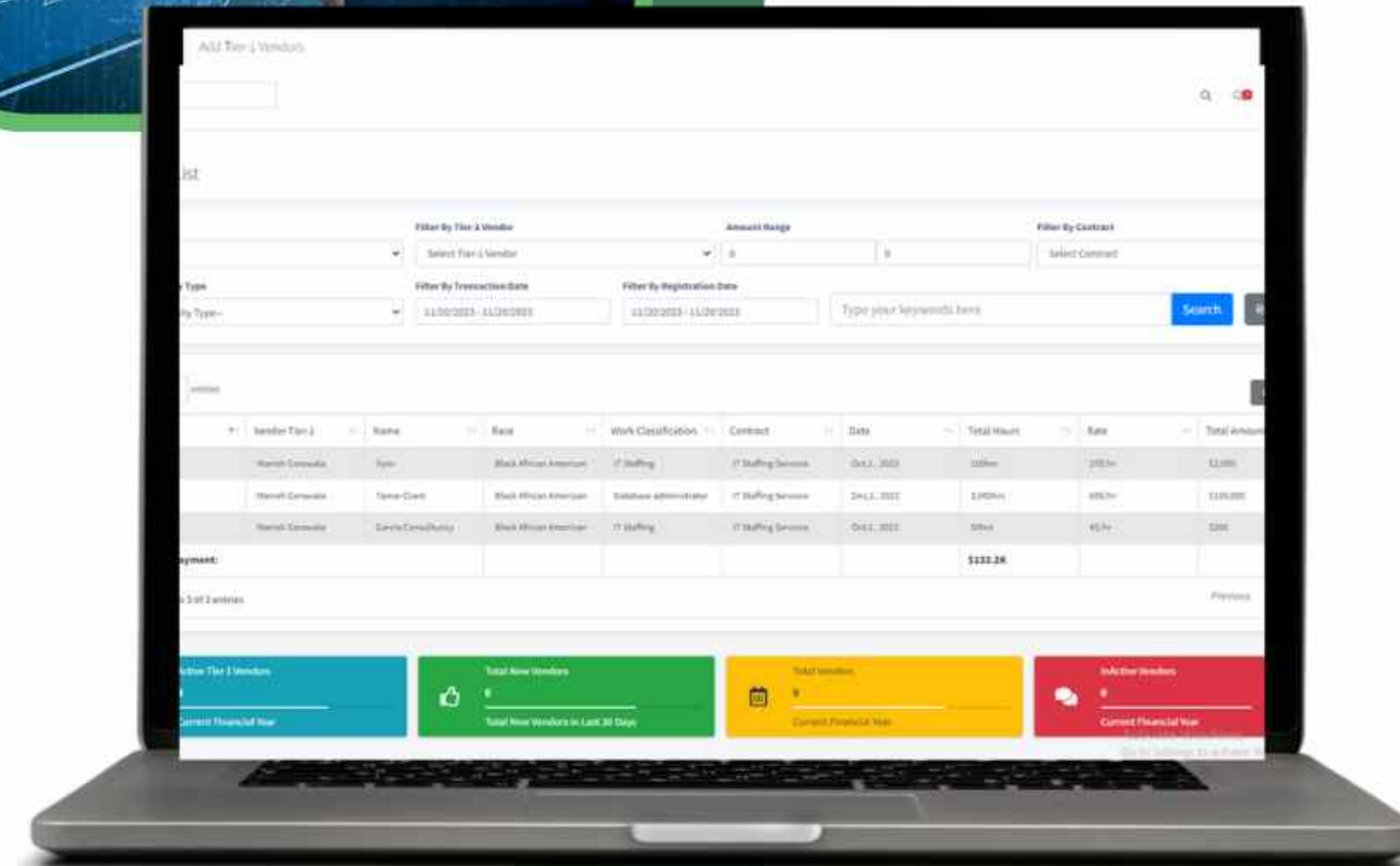
- **Inclusive Workforce Metrics:** Monitor and report on diversity metrics within the workforce.
- **Equal Opportunity Tracking:** Track equal opportunity initiatives and compliance.
- **Training and Development:** Manage diversity training programs to enhance workforce inclusivity.
- **Benchmarking:** Compare workforce diversity metrics against industry benchmarks.



## LOCAL WORKFORCE UTILIZATION TRACKING

# Our SaaS Solution - Local Workforce Utilization Tracking


- **Geographical Insights:** Analyze the utilization of local talent across different locations.
- **Skillset Mapping:** Identify and leverage specific skillsets within local workforces.
- **Community Impact:** Showcase the positive impact on local economies and communities.
- **Performance Metrics:** Track and report on the effectiveness of local workforce utilization.



# Use Cases


## Streamlining Procurement

Centralized platform for efficient contract & vendor management.




## Maximizing Opportunities

Identify and pursue RFP opportunities for diverse suppliers.




## Enhancing Compliance

Track diversity and workforce compliance effortlessly to meet regulatory requirements.



## Optimizing Workforce

Utilize local workforce tracking to maximize local talent.



# Plans For Every Vendors

- 30 Day's Free Trial

- Each Additional User : \$60/month  
Prime Supplier Plan

- Annual Plan : \$1200 -  
Prime Supplier Plan

- Each Additional User : \$90/month
- Annual Plan : \$1800 -  
Corporate / Agencies /  
Buyer Plan



## Tier 2 Supplier Plan

**\$0 / Lifetime**

- ✓ Free For Single Tier 2 Supplier
- ✓ Payment & Payroll Mangement for connected Vendor Tier 1
- ✓ Workforce Management & Reporting

Choose



## Prime Supplier Plan

**\$100/month**

- ✓ Comprehensive Workforce Compliance
- ✓ Tier 2 Empowerment
- ✓ Transparent Tier 2 Spend Insights
- ✓ Extensive Supplier Database (Up to 800K records)
- ✓ Streamlined Contracts Management
- ✓ Insightful Reports and Charts ✓

Choose



## Corporate/Agencies /Buyer Plan



**\$150/month**

- ✓ Opportunities For RFP / RFQ / Solicitation & Management
- ✓ Tier 1 & Tier 2 Management
- ✓ Tier 1 & Tier 2 Spend Insights
- ✓ Diversity , Workforce , Race Compliance
- ✓ Contracts Mangement

Choose



# Q & A


-  +1 215-362-2611
-  [info@diversityinsights.co](mailto:info@diversityinsights.co)
-  [www.diversityinsights.co](http://www.diversityinsights.co)
-  Business Center, of Lansdale  
650 North Cannon Avenue.  
Lansdale, PA 19446






**DIVERSITY INSIGHTS<sup>®</sup>**

# THANK YOU

 +1 215-362-2611

 [info@diversityinsights.co](mailto:info@diversityinsights.co)

 [www.diversityinsights.co](http://www.diversityinsights.co)

 Business Center, of Lansdale  
650 North Cannon Avenue.  
Lansdale, PA 19446

